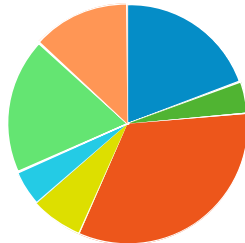


## Clark County Consumer Spending

Consumer Spending Report (Clark County, Indiana)

### Apparel (2015)

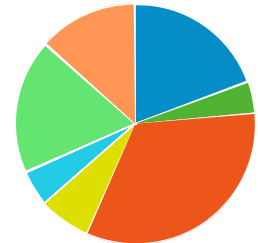
- Men's Apparel
- Boys' Apparel
- Women's Apparel
- Girls' Apparel
- Infants Apparel
- Footwear
- Apparel Services and Accessories



	\$ PER HOUSEHOLD	TOTAL \$000'S
<b>Totals:</b>	<b>\$1,746</b>	<b>\$82,687</b>
Men's Apparel	\$336	\$15,947
Boys' Apparel	\$75	\$3,596
Women's Apparel	\$575	\$27,230
Girls' Apparel	\$122	\$5,802
Infants Apparel	\$84	\$4,008
Footwear	\$321	\$15,238
Apparel Services and Accessories	\$229	\$10,866

### Apparel (2020)

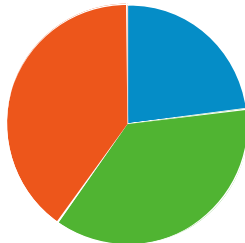
- Men's Apparel
- Boys' Apparel
- Women's Apparel
- Girls' Apparel
- Infants Apparel
- Footwear
- Apparel Services and Accessories



	\$ PER HOUSEHOLD	TOTAL \$000'S
<b>Totals:</b>	<b>\$1,826</b>	<b>\$91,725</b>
Men's Apparel	\$352	\$17,700
Boys' Apparel	\$78	\$3,963
Women's Apparel	\$602	\$30,277
Girls' Apparel	\$127	\$6,393
Infants Apparel	\$88	\$4,422
Footwear	\$332	\$16,708
Apparel Services and Accessories	\$244	\$12,262

### Entertainment (2015)

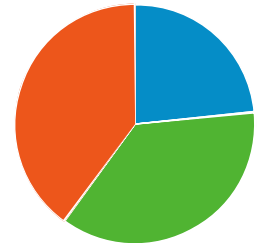
- Fees And Admissions
- Video And Audio Equipment
- Recreational Equipment And Supplies



	\$ PER HOUSEHOLD	TOTAL \$000'S
<b>Totals:</b>	<b>\$2,805</b>	<b>\$132,869</b>
Fees And Admissions	\$645	\$30,577
Video And Audio Equipment	\$1,033	\$48,926
Recreational Equipment And Supplies	\$1,126	\$53,366

### Entertainment (2020)

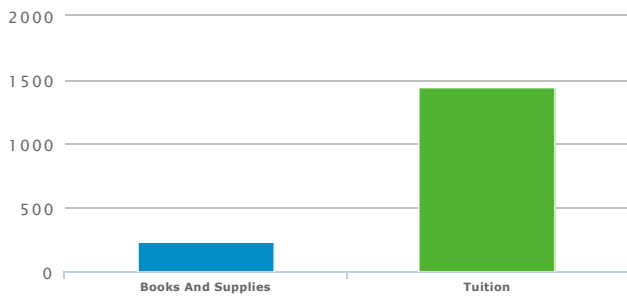
- Fees And Admissions
- Video And Audio Equipment
- Recreational Equipment And Supplies



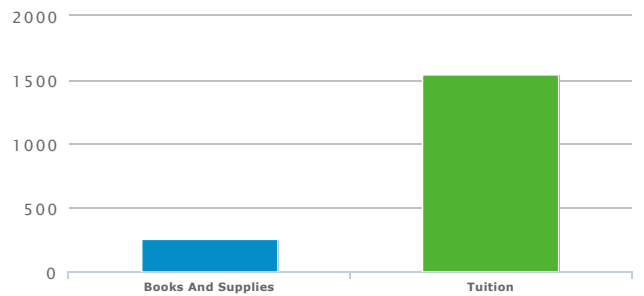
	\$ PER HOUSEHOLD	TOTAL \$000'S
<b>Totals:</b>	<b>\$2,942</b>	<b>\$147,788</b>
Fees And Admissions	\$689	\$34,634
Video And Audio Equipment	\$1,077	\$54,116
Recreational Equipment And Supplies	\$1,175	\$59,039

### Education (2015)

### Education (2020)

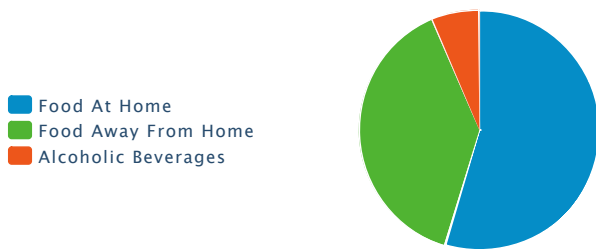


	\$ PER HOUSEHOLD	TOTAL \$000'S
<b>Totals:</b>	<b>\$1,674</b>	<b>\$79,298</b>
<b>Books And Supplies</b>	<b>\$234</b>	<b>\$11,108</b>
<b>Tuition</b>	<b>\$1,439</b>	<b>\$68,189</b>



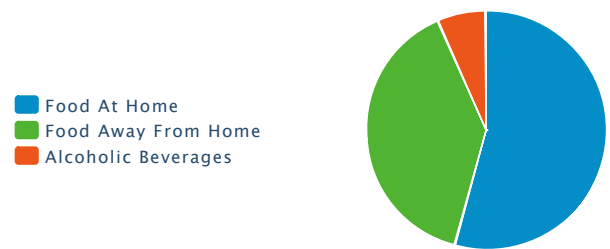
	\$ PER HOUSEHOLD	TOTAL \$000'S
<b>Totals:</b>	<b>\$1,798</b>	<b>\$90,335</b>
<b>Books And Supplies</b>	<b>\$252</b>	<b>\$12,658</b>
<b>Tuition</b>	<b>\$1,546</b>	<b>\$77,677</b>

### Food and Beverages (2015)



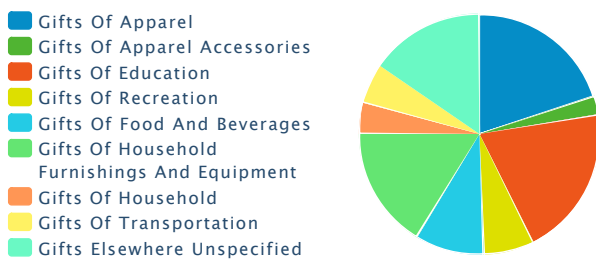
	\$ PER HOUSEHOLD	TOTAL \$000'S
<b>Totals:</b>	<b>\$7,534</b>	<b>\$356,808</b>
<b>Food At Home</b>	<b>\$4,119</b>	<b>\$195,075</b>
<b>Food Away From Home</b>	<b>\$2,927</b>	<b>\$138,625</b>
<b>Alcoholic Beverages</b>	<b>\$487</b>	<b>\$23,108</b>

### Food and Beverages (2020)



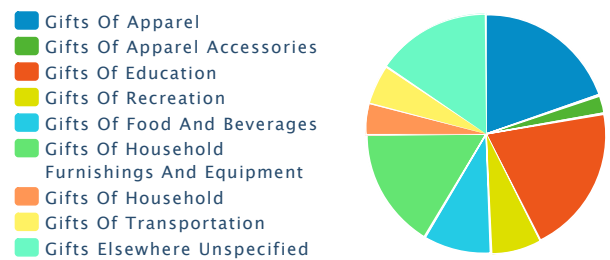
	\$ PER HOUSEHOLD	TOTAL \$000'S
<b>Totals:</b>	<b>\$7,843</b>	<b>\$393,953</b>
<b>Food At Home</b>	<b>\$4,257</b>	<b>\$213,861</b>
<b>Food Away From Home</b>	<b>\$3,069</b>	<b>\$154,168</b>
<b>Alcoholic Beverages</b>	<b>\$516</b>	<b>\$25,925</b>

### Gifts (2015)



	\$ PER HOUSEHOLD	TOTAL \$000'S
<b>Totals:</b>	<b>\$1,170</b>	<b>\$55,441</b>
<b>Gifts Of Apparel</b>	<b>\$232</b>	<b>\$11,015</b>
<b>Gifts Of Apparel Accessories</b>	<b>\$29</b>	<b>\$1,401</b>
<b>Gifts Of Education</b>	<b>\$236</b>	<b>\$11,192</b>
<b>Gifts Of Recreation</b>	<b>\$79</b>	<b>\$3,781</b>
<b>Gifts Of Food And Beverages</b>	<b>\$108</b>	<b>\$5,135</b>
<b>Gifts Of Household Furnishings And Equipment</b>	<b>\$190</b>	<b>\$9,041</b>
<b>Gifts Of Household</b>	<b>\$49</b>	<b>\$2,362</b>
<b>Gifts Of Transportation</b>	<b>\$62</b>	<b>\$2,971</b>
<b>Gifts Elsewhere Unspecified</b>	<b>\$180</b>	<b>\$8,544</b>

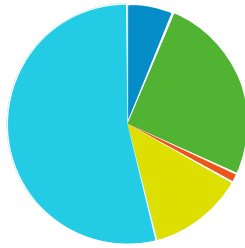
### Gifts (2020)



	\$ PER HOUSEHOLD	TOTAL \$000'S
<b>Totals:</b>	<b>\$1,249</b>	<b>\$62,774</b>
<b>Gifts Of Apparel</b>	<b>\$247</b>	<b>\$12,452</b>
<b>Gifts Of Apparel Accessories</b>	<b>\$31</b>	<b>\$1,585</b>
<b>Gifts Of Education</b>	<b>\$252</b>	<b>\$12,667</b>
<b>Gifts Of Recreation</b>	<b>\$85</b>	<b>\$4,280</b>
<b>Gifts Of Food And Beverages</b>	<b>\$115</b>	<b>\$5,802</b>
<b>Gifts Of Household Furnishings And Equipment</b>	<b>\$203</b>	<b>\$10,233</b>
<b>Gifts Of Household</b>	<b>\$53</b>	<b>\$2,665</b>
<b>Gifts Of Transportation</b>	<b>\$67</b>	<b>\$3,389</b>
<b>Gifts Elsewhere Unspecified</b>	<b>\$193</b>	<b>\$9,701</b>

### Household Furnishings (2015)

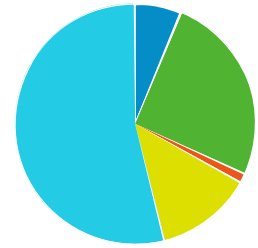
- Household Textiles
- Furniture
- Floor Coverings
- Major Appliances
- Housewares And Small Appliances



	\$ PER HOUSEHOLD	TOTAL \$000'S
<b>Totals:</b>	<b>\$1,694</b>	<b>\$80,250</b>
Household Textiles	\$107	\$5,078
Furniture	\$431	\$20,427
Floor Coverings	\$22	\$1,050
Major Appliances	\$220	\$10,453
Housewares And Small Appliances	\$913	\$43,242

### Household Furnishings (2020)

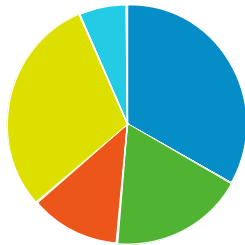
- Household Textiles
- Furniture
- Floor Coverings
- Major Appliances
- Housewares And Small Appliances



	\$ PER HOUSEHOLD	TOTAL \$000'S
<b>Totals:</b>	<b>\$1,786</b>	<b>\$89,722</b>
Household Textiles	\$112	\$5,658
Furniture	\$455	\$22,883
Floor Coverings	\$23	\$1,198
Major Appliances	\$231	\$11,638
Housewares And Small Appliances	\$962	\$48,345

### Shelter (2015)

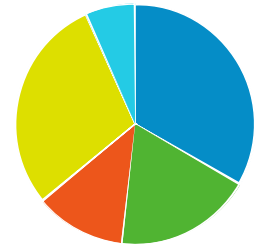
- Mortgage Interest
- Property Taxes
- Miscellaneous Owned Dwelling Costs
- Rental Costs
- Other Lodging



	\$ PER HOUSEHOLD	TOTAL \$000'S
<b>Totals:</b>	<b>\$10,361</b>	<b>\$490,675</b>
Mortgage Interest	\$3,444	\$163,104
Property Taxes	\$1,889	\$89,467
Miscellaneous Owned Dwelling Costs	\$1,261	\$59,741
Rental Costs	\$3,086	\$146,169
Other Lodging	\$679	\$32,194

### Shelter (2020)

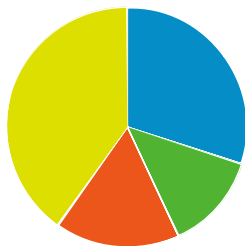
- Mortgage Interest
- Property Taxes
- Miscellaneous Owned Dwelling Costs
- Rental Costs
- Other Lodging



	\$ PER HOUSEHOLD	TOTAL \$000'S
<b>Totals:</b>	<b>\$10,869</b>	<b>\$545,964</b>
Mortgage Interest	\$3,627	\$182,213
Property Taxes	\$2,002	\$100,587
Miscellaneous Owned Dwelling Costs	\$1,329	\$66,778
Rental Costs	\$3,176	\$159,570
Other Lodging	\$733	\$36,817

### Household Operations (2015)

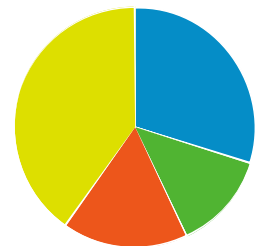
- Babysitting And Elderly Care
- Household Services
- Alimony And Child Support
- Household Supplies



	\$ PER HOUSEHOLD	TOTAL \$000'S
<b>Totals:</b>	<b>\$1,357</b>	<b>\$64,270</b>
Babysitting And Elderly Care	\$406	\$19,257
Household Services	\$177	\$8,403
Alimony And Child Support	\$228	\$10,838
Household Supplies	\$544	\$25,772

### Household Operations (2020)

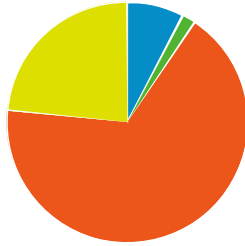
- Babysitting And Elderly Care
- Household Services
- Alimony And Child Support
- Household Supplies



	\$ PER HOUSEHOLD	TOTAL \$000'S
<b>Totals:</b>	<b>\$1,438</b>	<b>\$72,233</b>
Babysitting And Elderly Care	\$429	\$21,552
Household Services	\$188	\$9,460
Alimony And Child Support	\$243	\$12,235
Household Supplies	\$577	\$28,985

**Personal Care (2015)**

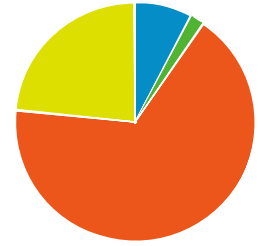
- Hair Care
- Electric Personal Care Appliances
- Personal Care Services
- Personal Care Products



	\$ PER HOUSEHOLD	TOTAL \$000'S
<b>Totals:</b>	<b>\$656</b>	<b>\$31,066</b>
Hair Care	\$50	\$2,415
Electric Personal Care Appliances	\$12	\$612
Personal Care Services	\$438	\$20,787
Personal Care Products	\$153	\$7,252

**Personal Care (2020)**

- Hair Care
- Electric Personal Care Appliances
- Personal Care Services
- Personal Care Products



	\$ PER HOUSEHOLD	TOTAL \$000'S
<b>Totals:</b>	<b>\$685</b>	<b>\$34,432</b>
Hair Care	\$53	\$2,679
Electric Personal Care Appliances	\$13	\$679
Personal Care Services	\$458	\$23,034
Personal Care Products	\$160	\$8,040

**Utilities (2015)**

- Natural Gas
- Electricity
- Fuel Oil And Other Fuels
- Telephone Service
- Other Utilities



	\$ PER HOUSEHOLD	TOTAL \$000'S
<b>Totals:</b>	<b>\$3,908</b>	<b>\$185,105</b>
Natural Gas	\$412	\$19,521
Electricity	\$1,490	\$70,579
Fuel Oil And Other Fuels	\$141	\$6,722
Telephone Service	\$1,333	\$63,160
Other Utilities	\$530	\$25,122

**Utilities (2020)**

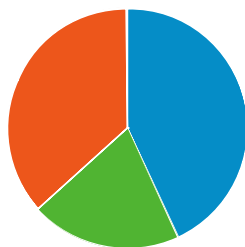
- Natural Gas
- Electricity
- Fuel Oil And Other Fuels
- Telephone Service
- Other Utilities



	\$ PER HOUSEHOLD	TOTAL \$000'S
<b>Totals:</b>	<b>\$4,054</b>	<b>\$203,645</b>
Natural Gas	\$428	\$21,545
Electricity	\$1,543	\$77,507
Fuel Oil And Other Fuels	\$147	\$7,405
Telephone Service	\$1,383	\$69,495
Other Utilities	\$551	\$27,692

**Reading (2015)**

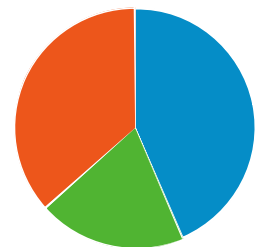
- Newspapers
- Magazines
- Books



	\$ PER HOUSEHOLD	TOTAL \$000'S
<b>Totals:</b>	<b>\$111</b>	<b>\$5,267</b>
Newspapers	\$47	\$2,259
Magazines	\$22	\$1,080
Books	\$40	\$1,928

**Reading (2020)**

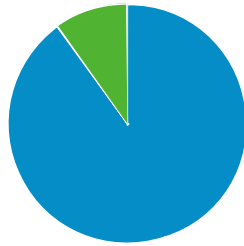
- Newspapers
- Magazines
- Books



	\$ PER HOUSEHOLD	TOTAL \$000'S
<b>Totals:</b>	<b>\$116</b>	<b>\$5,865</b>
Newspapers	\$50	\$2,517
Magazines	\$23	\$1,202
Books	\$42	\$2,146

### Tobacco (2015)

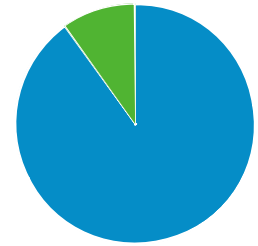
■ Cigarettes  
■ Other Tobacco Products



	\$ PER HOUSEHOLD	TOTAL \$000'S
<b>Totals:</b>	<b>\$335</b>	<b>\$15,877</b>
<b>Cigarettes</b>	<b>\$301</b>	<b>\$14,287</b>
<b>Other Tobacco Products</b>	<b>\$33</b>	<b>\$1,590</b>

### Tobacco (2020)

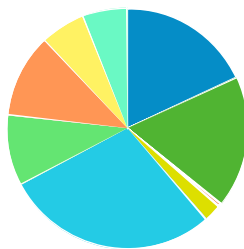
■ Cigarettes  
■ Other Tobacco Products



	\$ PER HOUSEHOLD	TOTAL \$000'S
<b>Totals:</b>	<b>\$343</b>	<b>\$17,272</b>
<b>Cigarettes</b>	<b>\$309</b>	<b>\$15,542</b>
<b>Other Tobacco Products</b>	<b>\$34</b>	<b>\$1,730</b>

### Transportation (2015)

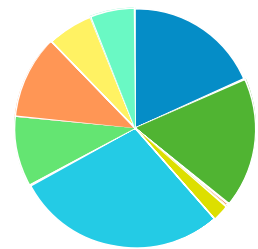
■ New Vehicle Purchase  
■ Used Vehicle Purchase  
■ Motorcycles (New And Used)  
■ Vehicle Finance Charges  
■ Gasoline And Oil  
■ Vehicle Repair And Maintenance  
■ Vehicle Insurance  
■ Public Transportation  
■ Other Transportation Costs



	\$ PER HOUSEHOLD	TOTAL \$000'S
<b>Totals:</b>	<b>\$9,768</b>	<b>\$462,587</b>
<b>New Vehicle Purchase</b>	<b>\$1,770</b>	<b>\$83,826</b>
<b>Used Vehicle Purchase</b>	<b>\$1,733</b>	<b>\$82,076</b>
<b>Motorcycles (New And Used)</b>	<b>\$42</b>	<b>\$1,992</b>
<b>Vehicle Finance Charges</b>	<b>\$226</b>	<b>\$10,712</b>
<b>Gasoline And Oil</b>	<b>\$2,800</b>	<b>\$132,627</b>
<b>Vehicle Repair And Maintenance</b>	<b>\$925</b>	<b>\$43,833</b>
<b>Vehicle Insurance</b>	<b>\$1,096</b>	<b>\$51,943</b>
<b>Public Transportation</b>	<b>\$587</b>	<b>\$27,828</b>
<b>Other Transportation Costs</b>	<b>\$586</b>	<b>\$27,751</b>

### Transportation (2020)

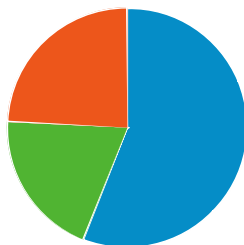
■ New Vehicle Purchase  
■ Used Vehicle Purchase  
■ Motorcycles (New And Used)  
■ Vehicle Finance Charges  
■ Gasoline And Oil  
■ Vehicle Repair And Maintenance  
■ Vehicle Insurance  
■ Public Transportation  
■ Other Transportation Costs



	\$ PER HOUSEHOLD	TOTAL \$000'S
<b>Totals:</b>	<b>\$10,165</b>	<b>\$510,572</b>
<b>New Vehicle Purchase</b>	<b>\$1,862</b>	<b>\$93,552</b>
<b>Used Vehicle Purchase</b>	<b>\$1,780</b>	<b>\$89,433</b>
<b>Motorcycles (New And Used)</b>	<b>\$43</b>	<b>\$2,194</b>
<b>Vehicle Finance Charges</b>	<b>\$234</b>	<b>\$11,781</b>
<b>Gasoline And Oil</b>	<b>\$2,898</b>	<b>\$145,588</b>
<b>Vehicle Repair And Maintenance</b>	<b>\$963</b>	<b>\$48,381</b>
<b>Vehicle Insurance</b>	<b>\$1,139</b>	<b>\$57,250</b>
<b>Public Transportation</b>	<b>\$625</b>	<b>\$31,400</b>
<b>Other Transportation Costs</b>	<b>\$617</b>	<b>\$30,992</b>

### Health Care (2015)

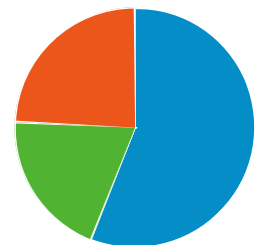
■ Health Care Insurance  
■ Health Care Services  
■ Health Care Supplies And Equipment



	\$ PER HOUSEHOLD	TOTAL \$000'S
<b>Totals:</b>	<b>\$4,174</b>	<b>\$197,677</b>
<b>Health Care Insurance</b>	<b>\$2,337</b>	<b>\$110,671</b>
<b>Health Care Services</b>	<b>\$826</b>	<b>\$39,134</b>
<b>Health Care Supplies And Equipment</b>	<b>\$1,010</b>	<b>\$47,872</b>

### Health Care (2020)

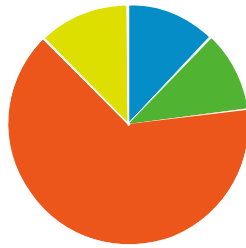
■ Health Care Insurance  
■ Health Care Services  
■ Health Care Supplies And Equipment



	\$ PER HOUSEHOLD	TOTAL \$000'S
<b>Totals:</b>	<b>\$4,344</b>	<b>\$218,212</b>
<b>Health Care Insurance</b>	<b>\$2,431</b>	<b>\$122,148</b>
<b>Health Care Services</b>	<b>\$858</b>	<b>\$43,142</b>
<b>Health Care Supplies And Equipment</b>	<b>\$1,053</b>	<b>\$52,922</b>

### Miscellaneous Expenses (2015)

- Legal And Accounting
- Funeral And Cemetery
- Finance Charges Excluding Mortgage And Vehicle
- Other Miscellaneous Expenses



	\$ PER HOUSEHOLD	TOTAL \$000'S
<b>Totals:</b>	<b>\$757</b>	<b>\$35,873</b>
Legal And Accounting	\$91	\$4,336
Funeral And Cemetery	\$83	\$3,970
Finance Charges Excluding Mortgage And Vehicle	\$488	\$23,113
Other Miscellaneous Expenses	\$94	\$4,454

### Personal Insurance (2015)

	\$ PER HOUSEHOLD	TOTAL \$000'S
	\$350	\$16,615

### Contributions (2015)

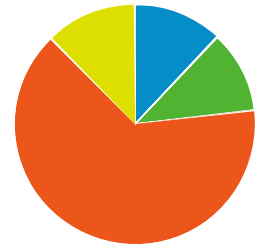
	\$ PER HOUSEHOLD	TOTAL \$000'S
	\$2,006	\$95,014

### Retail Potential (2015)

	\$ PER HOUSEHOLD	TOTAL \$000'S
New Car Dealers	\$3,570	\$169,079
User Car Dealers	\$213	\$10,125
Recreational Vehicle Dealers	\$10	\$514
Motorcycle and Boat Dealers	\$151	\$7,189
Auto Parts and Accessories	\$550	\$26,072
Tire Dealers	\$251	\$11,886
Furniture Stores	\$332	\$15,759
Floor Covering Stores	\$119	\$5,666
Other Home Furnishing Stores	\$111	\$5,298
Appliances and Electronics Stores	\$782	\$37,035
Computer Stores	\$1,383	\$65,528
Camera and Photography Stores	\$91	\$4,331
Hardware Stores	\$182	\$8,649
Paint and Wallpaper Stores	\$16	\$794
Home Centers	\$406	\$19,262
Other Building Materials Stores	\$486	\$23,057
Outdoor Power Equipment Stores	\$15	\$724
Nursery and Garden Stores	\$122	\$5,807
Grocery Stores	\$5,724	\$271,100
Convenience Stores	\$243	\$11,535
Meat Markets	\$59	\$2,814
Fish and Seafood Markets	\$13	\$662
Fruit and Vegetable Markets	\$27	\$1,324
Other Specialty Food Markets	\$43	\$2,073
Liquor Stores	\$133	\$6,307
Pharmacy and Drug Stores	\$1,203	\$56,980

### Miscellaneous Expenses (2020)

- Legal And Accounting
- Funeral And Cemetery
- Finance Charges Excluding Mortgage And Vehicle
- Other Miscellaneous Expenses



	\$ PER HOUSEHOLD	TOTAL \$000'S
<b>Totals:</b>	<b>\$791</b>	<b>\$39,769</b>
Legal And Accounting	\$95	\$4,812
Funeral And Cemetery	\$88	\$4,422
Finance Charges Excluding Mortgage And Vehicle	\$509	\$25,600
Other Miscellaneous Expenses	\$98	\$4,935

### Personal Insurance (2020)

	\$ PER HOUSEHOLD	TOTAL \$000'S
	\$372	\$18,733

### Contributions (2020)

	\$ PER HOUSEHOLD	TOTAL \$000'S
	\$2,153	\$108,176

Source: Applied Geographic Solutions, 2015

Costmetics and Beauty Stores	\$51	\$2,437
Optical Goods Stores	\$125	\$5,951
Other Health and Personal Care Stores	\$97	\$4,637
Gasoline Stations with Convenience Stores	\$914	\$43,326
Gasoline Stations without Convenience Stores	\$151	\$7,185
Men's Clothing Stores	\$50	\$2,380
Women's Clothing Stores	\$160	\$7,594
Childrens' and Infant's Clothing Stores	\$89	\$4,233
Family Clothing Stores	\$338	\$16,011
Clothing Accessory Stores	\$17	\$835
Other Apparel Stores	\$40	\$1,904
Shoe Stores	\$113	\$5,365
Jewelry Stores	\$208	\$9,855
Luggage Stores	\$199	\$9,435
Sporting Goods Stores	\$152	\$7,211
Hobby, Toy, and Game Stores	\$44	\$2,129
Sewing and Needlecraft Stores	\$16	\$780
Musical Instrument Stores	\$36	\$1,710
Book Stores	\$324	\$15,388
Record,Tape,and CD Stores	\$85	\$4,050
Department Stores	\$2,648	\$125,423
Warehouse Superstores	\$1,150	\$54,503
Other General Merchandise Stores	\$317	\$15,051
Florists	\$25	\$1,230
Office and Stationary Stores	\$239	\$11,330
Gift and Souvenir Stores	\$77	\$3,675
Used Merchandise Stores	\$51	\$2,437
Pet and Pet Supply Stores	\$106	\$5,057
Art Dealers	\$9	\$454
Mobile Home Dealers	\$0	\$24
Other Miscellaneous Retail Stores	\$105	\$4,995
Mail Order and Catalog Stores	\$1,920	\$90,948
Vending Machines	\$84	\$4,008
Fuel Dealers	\$350	\$16,592
Other Direct Selling Establishments	\$173	\$8,216
Hotels and Other Travel Accomodations	\$128	\$6,089
RV Parks	\$2	\$104
Rooming and Boarding Houses	\$0	\$47
Full Service Restaurants	\$865	\$40,975
Limited Service Restaurants	\$860	\$40,757
Special Food Services and Catering	\$144	\$6,846
Drinking Places	\$76	\$3,639

